

LOCATION MAP



LOCATION ADVANTAGE

TLM Hospital	00 Minute	Hero Bike Agency	00 Minute
High Court	20 Minute	Barabanki Railway Station	05 Minute
Trauma Centre	35 Minute	Barabanki Bus Station	02 Minute
Maruti Suzuki Arena	00 Minute	Lucknow Public School	03 Minute
BBD University	10 Minute	Seth Mr Jaipuria	01 Minute
Kisan Path	07 Minute	Sagar Institute	01 Minute
Hind Medical	05 Minute	Gonda Bahraich Highway	02 Minute


DEVELOPED BY



Contact No.: 0522-4301189, E-mail: hmcity7374@gmail.com
Head Office Add.: 8/883/2, Vikas Nagar, Khurram Nagar Road, Opp. Fatima Masjid, Lucknow



FIND YOUR PLACE OF Happiness




A PROJECT OF LUCKNOWHM GOLDEN CITY PVT. LTD.

NEAR CHAUPULA CHAURAHA, BARABANKI BYPASS,
HERO BIKE AGENCY, NH-28, FAIZABAD ROAD, LUCKNOW

A B O U T P R O J E C T

HM GROUP OF COMPANIES is pleased to introduce **HM GOLDEN CITY** our latest residential plot project on Lucknow Road. We believe in creating communities that offer a perfect blend of luxury and convenience, and HM GOLDEN CITY is no exception. Our project offers an array of residential plots that are well-designed and carefully planned to cater to the modern lifestyle. Each plot is thoughtfully crafted to offer ample space and is equipped with top-notch amenities to provide a comfortable living experience. At HM GOLDEN CITY, we understand that location is everything, which is why we have chosen a prime location on Lucknow Road that is easily accessible from all parts of the city. Our project is surrounded by greenery, and the serene environment offers a tranquil and peaceful living experience.













PROJECT LAYOUT

GOLDEN HYPER MARKET


SHOPS

PLOT	AREA	SIZE	RATE	AMOUNT
	150 SQ. FT.	10X15	2299/-	3,44,850/-
	172.5 SQ. FT.	11.5X15	2399/-	4,13,827/-
	200 SQ. FT.	10X20	2299/-	4,59,800/-
	200 SQ. FT.	10X20	2299/-	4,59,800/-
	230 SQ. FT.	11.5X20	2399/-	5,51,770/-
	300 SQ. FT.	15x20	2399/-	7,19,700/-
	400 SQ. FT.	20x20	2399/-	9,59,600/-
	600 SQ. FT.	20X30	2399/-	14,39,400/-

NON - CORNER = 2299/- SQ. FT.

CORNER = 2399/- SQ. FT.












SRIJAN VIHAR PROJECT LAYOUT

CORNER PLOTS

PLOT NO.- 1	40'-0" x 60'-0" = 2400 sqft
PLOT NO.- 14& 58	40'-0" x 50'-0" = 2000 sqft
PLOT NO.- 15,30,42 & 43	50'-0" x 60'-0" = 3000 sqft
PLOT NO.- 22 & 23	60'-0" x 60'-0" = 3600 sqft
PLOT NO.- 31	50'-0" x 50'-0" = 2500 sqft
PLOT NO.- 49	57'-3" x 43'-9" = 2504 sqft
PLOT NO.- 50	34'-3" x 43'-9" = 1497 sqft
PLOT NO.- 57	37'-6" x 60'-0" = 2250 sqft
PLOT NO.- 61	43'-0" x 40'-0" = 1720 sqft
PLOT NO.- 62	43'-0"(49'-0") x 53'-0" = 2441 sqft
PLOT NO.- 64	53'-0"(59'-0") x 50'-0" = 2833 sqft
PLOT NO.- 65	76'-0" x 60'-0" = 4560 sqft
PLOT NO.- 71	24'-0" x 50'-0" = 1200 sqft
PLOT NO.- 72	33'-4" x 40'-0" = 1334 sqft

NON - CORNER = 1599/- SQ. FT.

CORNER = 1699/- SQ. FT.

PLOT	AREA	SIZE
	2058 SQ. FT.	40X51.4
	3410 SQ. FT.	68.2X50
	1000 SQ. FT.	25X40
	1500 SQ. FT.	30X50
	3000 SQ. FT.	50X60
	1095 SQ. FT.	25X43.8
	1000 SQ. FT.	25X40



40' WIDE ROAD

50' WIDE ROAD

40' WIDE ROAD

30' WIDE ROAD

40' WIDE ROAD

30' WIDE ROAD

40' WIDE ROAD

30' WIDE ROAD

40' WIDE ROAD

30' WIDE ROAD

40' WIDE ROAD

30' WIDE ROAD

40' WIDE ROAD

30' WIDE ROAD

40' WIDE ROAD

TO FAIZABAD

TO LUCKNOW

50' WIDE ROAD

50' WIDE ROAD

30' WIDE ROAD

40' WIDE ROAD

30' WIDE ROAD

40' WIDE ROAD

40' WIDE ROAD

30' WIDE ROAD

40' WIDE ROAD

30' WIDE ROAD

40' WIDE ROAD

30' WIDE ROAD

30' WIDE ROAD

40' WIDE ROAD

30' WIDE ROAD

40' WIDE ROAD

30' WIDE ROAD


40' WIDE ROAD

30' WIDE ROAD






40' WIDE ROAD

30' WIDE ROAD

40' WIDE ROAD



AWADH VIHAR COLONY PROJECT LAYOUT

PLOT	AREA	SIZE
	800 SQ. FT.	20X40
	1000 SQ. FT.	25X40
	1250 SQ. FT.	25X50
	1500 SQ. FT.	30X50
	2000 SQ. FT.	40X50

NON - CORNER = 1099/- SQ. FT.

CORNER = 1199/- SQ. FT.

CORNER PLOTS (EMI)	
PLOT NO.- 1,11,12,25,26,39 & 56	50'-0" x 60'-0" = 3000 sqft
PLOT NO.- 40	45'-0" x 50'-0" = 2250 sqft
PLOT NO.- 57,80,81 & 108	40'-0" x 60'-0" = 2400 sqft
PLOT NO.- 61,62,75,76,87,88,101, PLOT NO.- 102,116,117,130,131, PLOT NO.- 148,149,164,165,184, PLOT NO.- 185	40'-0" x 50'-0" = 2000 sqft
PLOT NO.- 68,69,156 & 157	45'-0" x 40'-0" = 1800 sqft
PLOT NO.- 94,95,123 & 124	40'-0" x 40'-0" = 1600 sqft



अवध विहार कॉलोनी

नियम एवं शर्तें -

- गोल्डन सिटी लाये हैं नई प्लानिंग के साथ ई0एम0आई0 पर प्लॉट 40% और 45% की दर से बुकिंग।
- गोल्डन सिटी में 60 माह की आसान किस्तों पर प्लॉट उपलब्ध हैं।
- गोल्डन सिटी में ग्राहक को 1 से 10 तारीख तक किस्त जमा करने की सुविधा दी जाती है।
- किस्त की धनराशि कम्पनी के एकाउन्ट में NEFT/RTGS या कैश द्वारा भी जमा होगी।
- चेक बाउन्स होने पर बाउसिंग चार्ज देना होगा।
- समय के अनुसार किस्त जमा न होने पर रू0 500/- अतिरिक्त देय होगा।
- समय के अनुसार 3 माह तक किस्त नहीं जमा होने पर प्लॉट कैंसिल हो सकता है।
- बुक हुए प्लॉट को कैंसिल करने पर 15% धनराशि काट कर बाकी बची हुई रकम वापस होगी।
- कॉर्नर या पार्क फेसिंग प्लॉट पर मात्र रू0 100/- अतिरिक्त देय होगा।

मात्र
रू. 1099
प्रति वर्ग फिट

EMI STRUCTURE PAYMENT PLAN

800 SQ. FT. - 20x40

DOWN PAYMENT	40%	3,51,680/-
AFTER 3 MONTH		50,000/-
AFTER 6 MONTH		50,000/-
EMI		7126/-
EMI PERIOD	60 MONTH	
TOTAL PAYMENT		8,79,200/-

1000 SQ. FT. - 25x40

DOWN PAYMENT	40%	4,39,600/-
AFTER 3 MONTH		50,000/-
AFTER 6 MONTH		50,000/-
EMI		9324/-
EMI PERIOD	60 MONTH	
TOTAL PAYMENT		10,99,000/-

1250 SQ. FT. - 25x50

DOWN PAYMENT	40%	1,37,375/-
AFTER 3 MONTH		1,00,000/-
AFTER 6 MONTH		5,00,000/-
EMI		12,071/-
EMI PERIOD	60 MONTH	
TOTAL PAYMENT		1,37,375/-

(CORNER)
2400 SQ. FT. - 40x60

DOWN PAYMENT	45%	12,94,920/-
AFTER 3 MONTH		1,00,000/-
AFTER 6 MONTH		1,00,000/-
EMI		23,045/-
EMI PERIOD	60 MONTH	
RATE	1199/- SQ. FT.	
TOTAL PAYMENT		28,77,600/-

1500 SQ. FT. - 30x50

DOWN PAYMENT	40%	6,59,400/-
AFTER 3 MONTH		1,00,000/-
AFTER 6 MONTH		1,00,000/-
EMI		13,151/-
EMI PERIOD	60 MONTH	
TOTAL PAYMENT		16,48,500/-

1600 SQ. FT. - 40x40

DOWN PAYMENT	40%	7,67,360/-
AFTER 3 MONTH		1,00,000/-
AFTER 6 MONTH		1,00,000/-
EMI		15,851/-
EMI PERIOD	60 MONTH	
TOTAL PAYMENT		19,18,400/-

1800 SQ. FT. - 45x40

DOWN PAYMENT	40%	8,63,280/-
AFTER 3 MONTH		1,00,000/-
AFTER 6 MONTH		1,00,000/-
EMI		18,249/-
EMI PERIOD	60 MONTH	
TOTAL PAYMENT		21,58,200/-

(CORNER)
3000 SQ. FT. - 50x60

DOWN PAYMENT	45%	16,18,650/-
AFTER 3 MONTH		1,00,000/-
AFTER 6 MONTH		1,00,000/-
EMI		29,640/-
EMI PERIOD	60 MONTH	
RATE	1199/- SQ. FT.	
TOTAL PAYMENT		35,97,000/-

2000 SQ. FT. - 40x50

DOWN PAYMENT	40%	8,79,200/-
AFTER 3 MONTH		1,00,000/-
AFTER 6 MONTH		1,00,000/-
EMI		18,647/-
EMI PERIOD	60 MONTH	
TOTAL PAYMENT		21,98,000/-

(CORNER)
2000 SQ. FT. - 40x50

DOWN PAYMENT	45%	10,79,100/-
AFTER 3 MONTH		1,00,000/-
AFTER 6 MONTH		1,00,000/-
EMI		18,649/-
EMI PERIOD	60 MONTH	
RATE	1199/- SQ. FT.	
TOTAL PAYMENT		23,98,000/-

(CORNER)
2250 SQ. FT. - 45x50

DOWN PAYMENT	45%	12,13,988/-
AFTER 3 MONTH		1,00,000/-
AFTER 6 MONTH		1,00,000/-
EMI		21,397/-
EMI PERIOD	60 MONTH	
RATE	1199/- SQ. FT.	
TOTAL PAYMENT		26,97,750/-

AMENITIES



SECURED ENTRY GATE



STREET LIGHT




SECURITY



WIDE ROAD



DRAINAGE




PARK



COMMERCIAL AREA



MARRIGE LAWN



SWIMMING POOL



CLUB HOUSE



HOSPITAL



COLLEGE



GYM